



PROTECTION FROM WITHIN®



EAGLE

Single-Sided Tactical Headset with Boom Microphone

USER GUIDE

[1] EAGLE HEADSET SYSTEM COMPONENTS

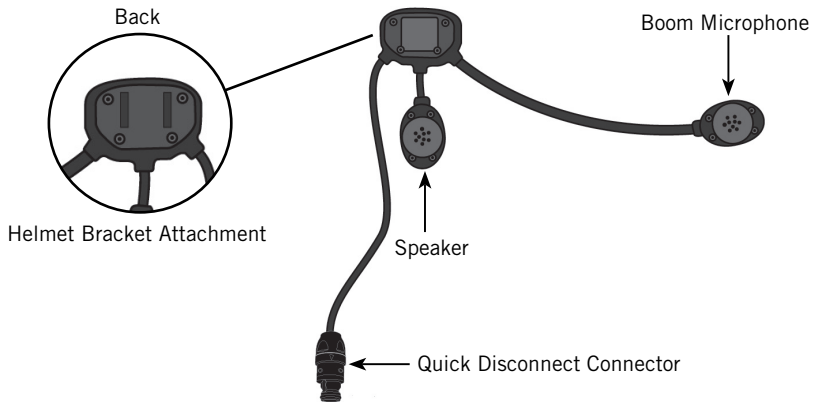


Headband

Ear Cup

EAGLE HEADSET

[2]



[3]

ATTACHMENT OF ACCESSORIES

Attach Headset To Headband



Speaker and microphone must be positioned facing towards the ear and mouth respectively.

Attach Ear Cup to Speaker



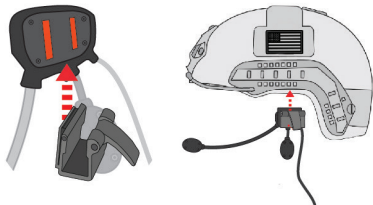
Ear Cup does not have to be sealed against head to be effective.

Attach Acoustic Tube To Speaker



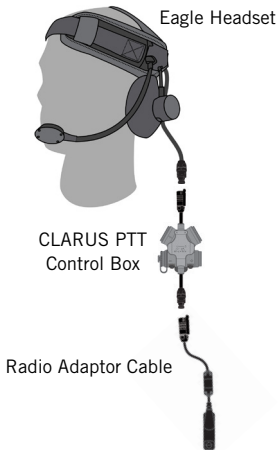
- (1)** Turn speaker so it is facing away from ear.
- (2)** Clip plastic acoustic tube interface over speaker.
- (3)** Insert acoustic tube into ear.

Attach Headset to Helmet



- (1)** Slide bracket onto mounting feature.
- (2)** Place bracket on rim of helmet, secure by snapping slip in place.

OPERATION



- (1) Connect all desired accessories to headset
- (2) Don headset
- (3) Connect headset to a Silyn PTT control box
- (4) Connect to radio, and power radio on
- (5) Press (+) on the Silyn PTT control box for 5 sec to turn system on. You will hear voice prompt, “unit on”
- (6) Use PTT buttons (A) and (B) on PTT control box to transmit audio

Note: If two radios are connected, the system will prioritize the radio connect to the “PRIME”

WARRANTY

Silynx Communications, Inc. warrants that this product will be free from defects in design, material, and workmanship during normal use for a period of one (1) year from the date of product purchase. This warranty shall extend only to the buyer on the original receipt and may not be transferred to any other party. This warranty is valid only when and if:

- (a) Written notice of the product failure is received within the warranty period;
- (b) The product is properly packed and returned by the buyer; and
- (c) The product has not been subjected to misuse, neglect, improper use, accident, acts of war, or any unauthorized modification, repair, or alteration, as determined solely by Silynx Communications, Inc.

This warranty excludes consumable items such as ear retainers, foam ear plugs, batteries, and similar items. During the warranty period, the exclusive obligation of Silynx Communications, Inc. shall be limited to repair or replacement of any defective part or parts, or a full refund of the price originally paid for the product, based on the sole discretion of Silynx Communications, Inc. There are no other warranties, either express or implied, and in no event shall Silynx Communications, Inc. be liable for any losses or damages caused by floods, lightning, other acts of nature, or any Force Majeure.



www.silynx.com.com
1.866.325.1731 | info@silynx.com.com | customersupport@silynx.com.com

Eagle Headset User Guide - Rev 01, AUG 2018 ALL RIGHTS RESERVED COPYRIGHT